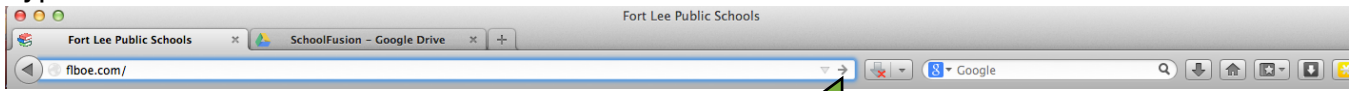
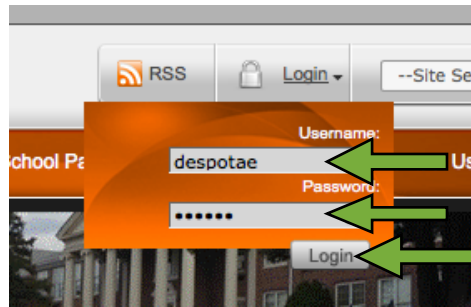


HOW TO ADD LINKS TO YOUR FUSION PAGE

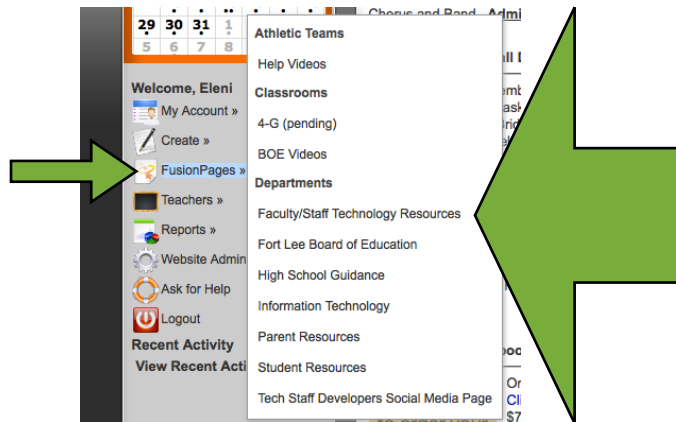
Go to the internet
Type www.flboe.com



Hover over Login
Enter your username
Enter your password
Click Login



Click on Fusion Pages
Select your class



Under Links

1. Click Create Link
2. Type in URL
3. Enter Title
4. Enter Description
5. Check Open link in new window
6. Choose your group
7. Click Create Link

Links

[Create Category](#) | [Create Link](#) ← 1.

URL: 2.

Title: 3.

Description: 4.

5. Open link in new window

Attach the link to your groups below.

6. Faculty/Staff Technology Resources

4-G

BOE Videos

Fort Lee Board of Education

Help Videos

High School Guidance

Information Technology

Parent Resources

Student Resources

Tech Staff Developers Social Media Page

7.